

The background of the entire page is a dark, grainy photograph of an industrial site. On the right side, a large, bright yellow and black industrial work light is visible, with several circular lenses glowing. The overall atmosphere is dark and industrial.

# LUCAN

## INDUSTRIAL SITE LIGHT

**SALUTE THE WORKERS WHO WORK IN THE DARK**

**2019-2020  
CATALOG**



# LUCOH



Lucoh is a leading manufacturer and supplier of portable battery lighting products and industrial LED lighting for construction, industry and hazardous work environments. For over years, LUCOH has been providing the very best in battery portable lighting, industrial lighting and static grounding products for using on the most challenging job-sites.

At Lucoh, We have built our reputation on providing customers with safe, dependable lighting and they are tough enough for any industry. From Oil and gas to aviation, construction, chemical, and automotive, Lucoh's products can be found across a wide array of sectors and in some of world's most difficult workplaces.

Part of our customers come back to us time and again is that LUCOH can offer various of R & D solutions according to customers' unique requirements. Our team understand today's competitive environments and we can not afford to any projects always with old solutions. The new products' design will help us and keep our customers always stay ahead of the market.

---

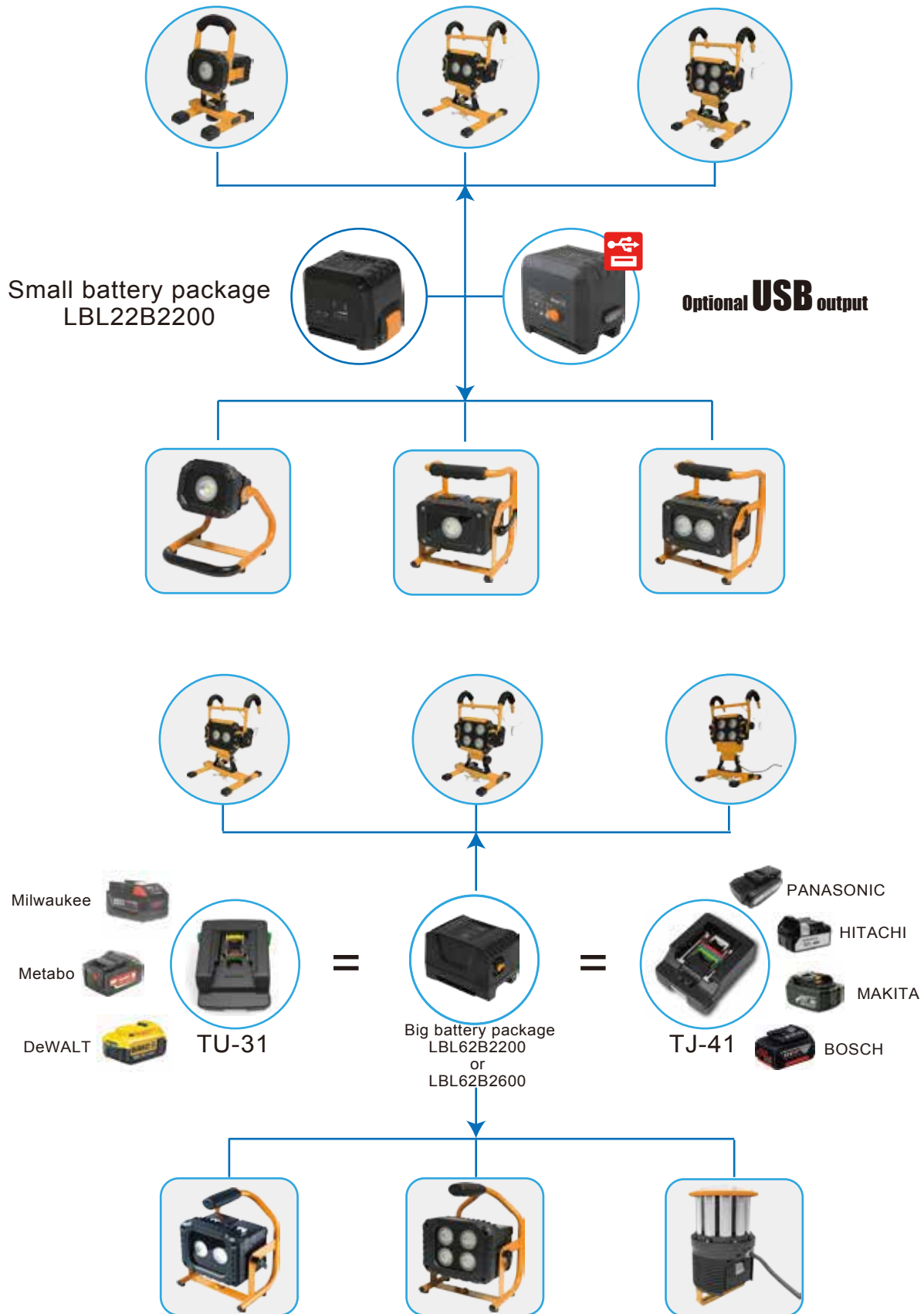
TEL:+86-571-87114761

FAX:+86-571-87114571

E-mail:sales@lucoh.com

Web:www.lucoh.com

# LUCOH Battery system



# Transform adaptor

TJ-41



TU-31



PANASONIC  
14.4V & 18V



HITACHI  
14.4V & 18V



MAKITA  
14.4V & 18V



BOSCH  
14.4V & 18V



Milwaukee  
14.4V & 18V



Metabo  
14.4V & 18V



DeWALT  
14.4V & 18V



TJ-41



TU-31

Power Supply



Big Battery Package  
LBL62B2200  
or  
LBL62B2600

Suit for following lamps



L10-2040 series



L10-G2040-B series



L10-HBD series

# Portable Industrial Flood Light

## L10 Series





## L10-2040-40W

- 40W
- 4000LM
- IP65
- 4 H/Battery
- 3.5-4 H/Battery, 6-7H/2\* Batteries

### Size & Weight

225\*180\*279mm & 3800g

1m intensity of illumination

3300lux

Beam Angle

60 Degree

CCT

Optional

### Accessory

AC 100-240V input, DC 25.2V, 2A output charger

### Battery

1 or 2 batteries  
(capacity of each battery: 22.2V, 4.4Ah or 5.2Ah)

### Working Mode

100%-50%-off

### Battery Indicator

5 levels indicator  
green/green/green/amber/red

### Battery protection

over-charging and over-discharging protection and high temperature protection(70°C).

## L10-2040-20W

- 20W
- 2000LM
- IP65
- 4 H/Battery
- 7-7.5 H/Battery, 14-15H/2\* Batteries

### Size & Weight

225\*180\*279mmmm & 3800g

1m intensity of illumination

1600lux

Beam Angle

60 Degree

CCT

Optional

### Accessory

AC 100-240V input, DC 25.2V, 2A output charger

### Battery

1 or 2 batteries  
(capacity of each battery 22.2V, 4.4Ah or 5.2Ah)

### Working Mode

100%-50%-off

### Battery Indicator






5 levels indicator  
green/green/green/amber/red

### Battery protection

over-charging and over-discharging protection and high temperature protection(70°C).



## L10-1020-20W

-  20W
-  1500LM
-  IP65
-  4 H/Battery
-  3-3.5H/Battery, 6-7H/2\* Batteries

**Size & Weight**

184\*162\*225mm & 1900g

1m intensity of illumination

1600lux

Beam Angle

60 Degree

CCT

Optional

**Accessory**

AC 100-240V input, DC 12V, 1A output adaptor and

12/24V car charger

**Battery**

1or 2 batteries

(capacity of each battery: 7.4V , 4.4Ah )

**Working Mode**

100%-50%-off

**Battery Indicator**

5 levels indicator






green/green/green/amber/red

**Battery protection**

over-charging and over-discharging protection and high temperature protection(70 C).



## L10-1020-10W

-  10W
-  800LM
-  IP65
-  4 H/Battery
-  5-5.5 H/Battery, 10-11H/2\* Batteries

**Size & Weight**

184\*162\*225mm & 1900g

1m intensity of illumination

680lux

Beam Angle

60 Degree

CCT

Optional

**Accessory**

AC 100-240V input, DC 12V, 1A output adaptor and

12/24V car charger

**Battery**

1or 2 batteries

(capacity of each battery: 7.4V , 4.4Ah )

**Working Mode**

100%-50%-off

**Battery Indicator**

5 levels indicator

green/green/green/amber/red

**Battery protection**

over-charging and over-discharging protection and high temperature protection(70 C).

## L10-0510-10W

- Ⓟ 10W
- 💡 800LM
- 🛡️ IP65
- 🔋 4 H/Battery
- 🕒 5-5.5 H/ Battery

### Size & Weight

156\*177\*166mm & 1000g

1m intensity of illumination

680lux

Beam Angle

60 Degree

CCT

Optional

### Accessory

AC 100-240V input, DC 12V,1A output adaptor and 12/24V car charger

### Battery

7.4V ,4.4Ah

### Working Mode

100%-50%-off

### Battery Indicator

5 levels indicator  
green/green/green/amber/red

### Battery protection

over-charging and over-discharging protection and high temperature protection(70 C )




## Optional Carrying Case





# Portable Industrial Flood Light

## L10 G Series





## L10-G2040-40W-A

- 40W
- 2400LM
- IP65
- 2\*7.4V ,4.4Ah
- 4 H/Battery
- 1.5-2 H/1Battery,3-4H/2\* Batteries



## L10-G2040-40W-B

- 40W
- 4000LM
- IP65
- 1\*22.2V ,4.4Ah or 5.2Ah
- 4 H/Battery
- 3-4H



### Size & Weight

- L10-G2040-40W-A:**  
222\*209\*358mm & 2940g
- L10-G2040-40W-B:**  
222\*209\*358mm & 3000g

### 1m intensity of illumination

- L10-G2040-40W-A:**2400lux
- L10-G2040-40W-B:**3300lux

### Accessory

- L10-G2040-40W-A:**  
AC100-240V input,DC12V,1A output adaptor and 12/24V car charger
- L10-G2040-40W-B:**  
AC100-240V input,DC25.2V,2A AC/DC charger

### Beam Angle

60 Degree

### CCT

Optional

### Working Mode

100%-50%-off







### Battery Indicator

5 levels indicator  
green/green/green/amber/red

### Battery protection







over-charging and over-discharging protection and high temperature protection(70 C)

## L10-G2040-20W-A

-  20W
-  1600LM
-  IP65
-  2\*7.4V ,4.4Ah
-  4 H/Battery
-  2.5-3 H/Battery,5-6 H/2\* Batteries



## L10-G2040-20W-B

-  20W
-  2000LM
-  IP65
-  1\*22.2V ,4.4Ah or 5.2Ah
-  4 H/Battery
-  7.5H/Battery



### Size & Weight

**L10-G2040-20W-B:**  
222\*209\*358mm & 2940g

**L10-G2040-20W-A:**  
222\*209\*358mm & 3000g

1m intensity of illumination  
1600lux

### Accessory

**L10-G2040-20W-A:**  
AC 100-240V input,DC 12V,1A output adaptor and  
12/24V car charger

**L10-G2040-20W-B:**  
AC100-240V input,DC25.2V,2A output charger

Beam Angle  
60 Degree

CCT  
Optional

Working Mode  
100%-50%-off

Battery Indicator  
5 levels indicator  
green/green/green/amber/red

Battery protection  
over-charging and over-discharging protection and  
high temperature protection(70 C)



## L10-G0510-10W

- Ⓟ 10W
- 💡 800LM
- 🛡️ IP65
- ⏴ 4 H/Battery
- ⌚ 5-5.5 H/ Battery

Size & Weight  
146\*165\*251mm & 1200g

1m intensity of illumination  
680lux

Beam Angle  
60 Degree

CCT  
Optional

Accessory  
AC100-240V input,DC12V,1A output adaptor and  
12/24V car charger

Battery  
7.4V ,4.4Ah

Working Mode  
100%-50%-off

Battery Indicator  
5 levels indicator  
green/green/green/amber/red

Battery protection  
over-charging and over-discharging protection  
and high temperature protection(70 C )



Angle adjustable



Magnet

# AC&DC Hybrid



## L10-HBD2040-40W

**P** 40W

**IP** IP65

**Size & Weight**  
225\*180\*279mm & 3500g

**Input Voltage**  
100-240V,50/60HZ

**Lumen**  
5000lm

RA	CCT	PF
70	Optional	>0.9

**Working Mode**  
plug-in:on / plug-out:off

**Surge Protection**  
2KV/4KV

**DC (optional)**

Lumen:4000lm

Power supply:

Battery OR No battery but multi-adapter (TJ-41 TU-31) for power tools battery

Working Mode:100%-50%-off



**Battery**



**TJ-41**



**TU-31**

## L10-HBDG2040-40W

**P** 40W

**IP** IP65

**Size & Weight**  
222\*209\*358 mm & 3800g

**Input Voltage**  
100-240V,50/60HZ

**Lumen**  
5000lm

RA	CCT	PF
70	Optional	>0.9

**Working Mode**  
plug-in:on / plug-out:off

**Surge Protection**  
2KV/4KV

**DC (optional)**

Lumen:4000lm

Power supply:

Battery OR No battery but multi-adapter (TJ-41 TU-31) for power tools battery

Working Mode:100%-50%-off



**Battery**



**TJ-41**



**TU-31**

**L10-HBD2009**

- 20W
- AC 100-240V,50/60HZ
- 2000lm
- IP54
- power supply  
DC:14.4V&18V tool batteries  
AC:100-240V, 50/60Hz ;
- PF  
0.5
- USB output  
5V,1A
- Working Mode  
100%-50%-off(DC)  
On-off (AC)



Transform adaptor fixed



USB output

HITACHI  
MAKITA  
BOSCH  
PANASONIC



**L10-HBD2009TJ**

Metabo  
Milwaukee  
Dewalt



**L10-HBD2009TU**

**7 Brands Tool Batteries Available (14.4V/18V):**

HITACHI/ MAKITA/ BOSCH/ PANASONIC OR METABO/ MILWAUKEE/ DEWALT

AC (100-240V, 50/60Hz)

# Portable Task Light





**L01-2008C-W**

- 5W
- 600LM
- IP44
- 4-5H(5V, 1A)
- 3.5H

Size & Weight  
 ∅ 82\*65mm & 244g

Beam Angle  
 60 Degree  
 CCT RA  
 Optional 70

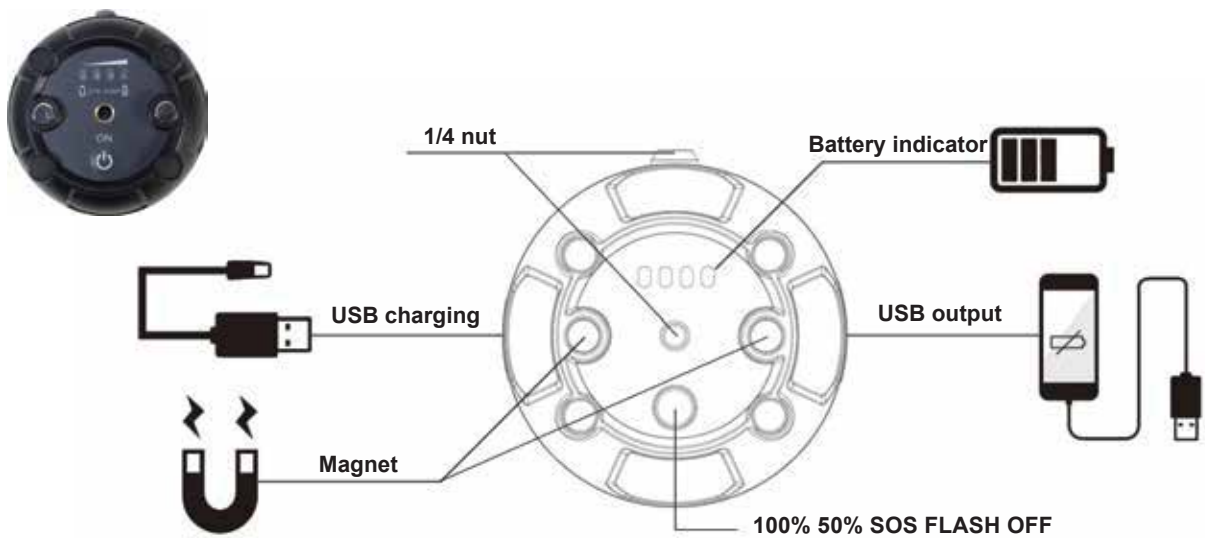
Accessory  
 USB cable

Battery  
 3.7V ,4000mAh

Working Mode  
 100%-50%-SOS-FLASH-OFF

Battery Indicator  
 With 4pcs battery indicators

Battery protection  
 over-charging and over-discharging protection



**Optional**



# L01-1009C-W

3W

300LM

2-3H

IP44

Size & Weight

φ82x95mm & 251g

Beam Angle

60 Degree

Battery

AAA\*3

RA

>70

CCT

Optional

Working Mode

High-low-sos-off



Magnetic



# L01-2009C-W

- 5W
- 600LM
- 5-6H(5V,1A)
- 3H
- IP44

Size& Weight  
 φ 89\*106.5mm, 432.5g

Beam Angle  
 60 Degree

Battery  
 3.7V 4000mAh

RA  
 >70

CCT  
 Optional

Working Mode  
 High-low-sos-off

Accessory  
 USB cable

Battery protection  
 Over-discharging protection and  
 over-charging protection



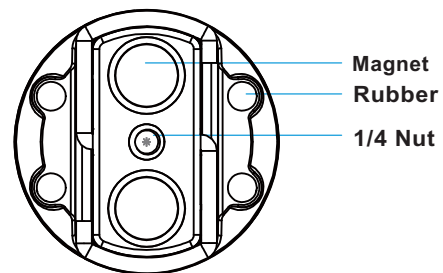
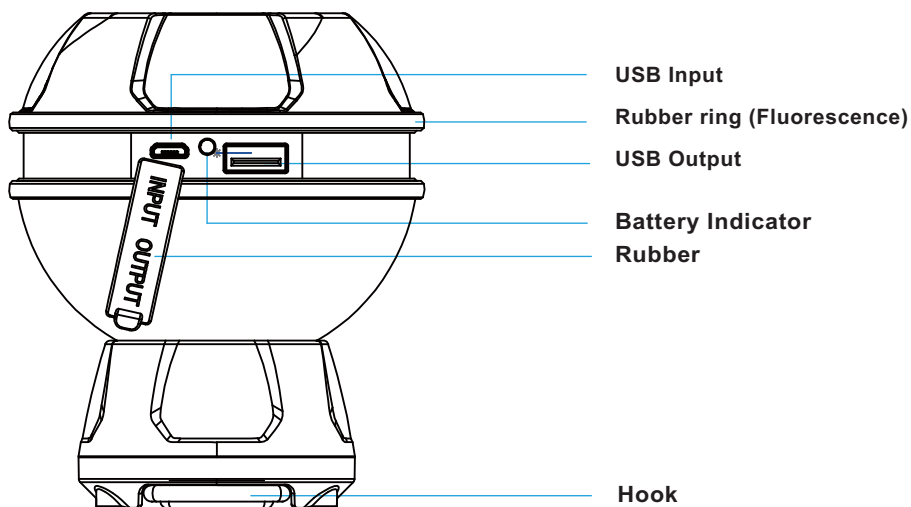
Rubber ring  
(Fluorescence)



USB



Magnet & Hook



**NOTE:**

# LUCOH

ODM&OEM Cooperation welcomed

More Than 10 Years Experience For Rechargeable LED Lighting Products



+86-571-87114761



+86-571-87114571



sales@lucoh.com  
Young@lucoh.com



<http://www.lucoh.com>



Office Add:Rm.,1202,A2 BLDG.,Qimeng High-Tech Park, 1899 Gudun Rd.,Yuhang,  
Hangzhou,Zhejiang,China 311100.

Jiande Factory Add:No.5-1, Lingyun Road, Sandu Industrial park, Sandu Town,  
Jiande City, Zhejiang Province, China.